

# #SITBCN 2021

26th of November

BARCELONA

SAP Inside Track



**Daniel Mateo**

**SAP S/4HANA Project Manager**

## Universal Cost Allocation in SAP S/4HANA 2020



[www.linkedin.com/in/dmateop](https://www.linkedin.com/in/dmateop)

## AGENDA

1

Self introduction

2

What is Universal Cost Allocation

3

Main Features and Benefits

4

Process flow within SAP S/4HANA 2020



## AGENDA

1

Self introduction

2

What is Universal Cost Allocation

3

Main Features and Benefits

4

Process flow within SAP S/4HANA 2020



## DANIEL MATEO - SAP S/4HANA Project Manager



14 years experience in SAP financial accounting and controlling modules (FICO)



Professional certifications: SAP Activate Project Manager, SAP S/4HANA Financial Accounting, Project Manager Professional (PMP), ITIL...



7 SAP Rollouts in America, 9 in Europe, 2 SAP S/4HANA Greenfield implementation and 1 Global Upgrade



## AGENDA

1

Self introduction

2

What is Universal Cost Allocation

3

Main Features and Benefits

4

Process flow within SAP S/4HANA 2020



## WHAT IS UNIVERSAL COST ALLOCATION?



UNIVERSAL COST  
ALLOCATION

**Simplification functionality** to allocate and distribute costs periodically from sending objects to receiving objects.

### Fiori Apps:

- **Manage Allocations**
- **Run Allocations**
- **Allocation Results**
- **Allocation Flow (New)**
- Manage Allocation Tags (2120)
- Manage Run Groups (Future)
- Allocation Changes (Future)

### Same Apps:

- For cost centers, profit centers and margin analysis.
- Actual and plan data.

One architecture for FI and CO allocations, using core tables for Universal Journal ACDOCA and ACDOCP.

## CHALLENGES IN PREVIOUS VERSIONS

### Difficulties to understand allocation process



- Complex organization structure requires multiple views
- Legal and industry challenges
- High number of cycles & segments (plan-actual)
- Long cycle runtime
- Complex knowledge required

### Missing granular visibility in reports



- Lack traceability for cost allocated vs invoiced
- Limited standard reporting
- Understand how amounts flow across the chain of cycles and segments

### Lack for simulation and user friendly capabilities.



- Limited simulation to determine result merging two legal entities
- Difficulties to identify financial effects of changed allocation rules on financial data
- ERP transactions only based on one cycle at a time
- Difficult to explore the allocation structure



## AGENDA

1

Self introduction

2

What is Universal Cost Allocation

3

Main Features and Benefits

4

Process flow within SAP S/4HANA 2020





## MAIN BENEFITS

### Simplified processes



- Guided procedures and validations.
- Less effort in knowledge transfer.
- Identify financial effects on changed allocation rules.
- User friendly reports.

### Simply data model



- Removed tables.
- Reduced the database size.
- Easier data reconciliation.
- Faster month-end activities.
- Efficient analysis at reporting level.



## MAIN FEATURES

Allocations for  
Plan and Actual  
Data

Simulation  
(predictive  
ledgers)

Multiple  
reporting  
currencies

Can be  
enhanced/extend  
ed

Reports in  
common  
structure

Instant insights of  
the cost related  
to GL accounts

Traceability of the  
value flow

Do not cover direct activity allocations, template allocations,  
settlements of internal orders/WBS Elements



Use original  
transactions

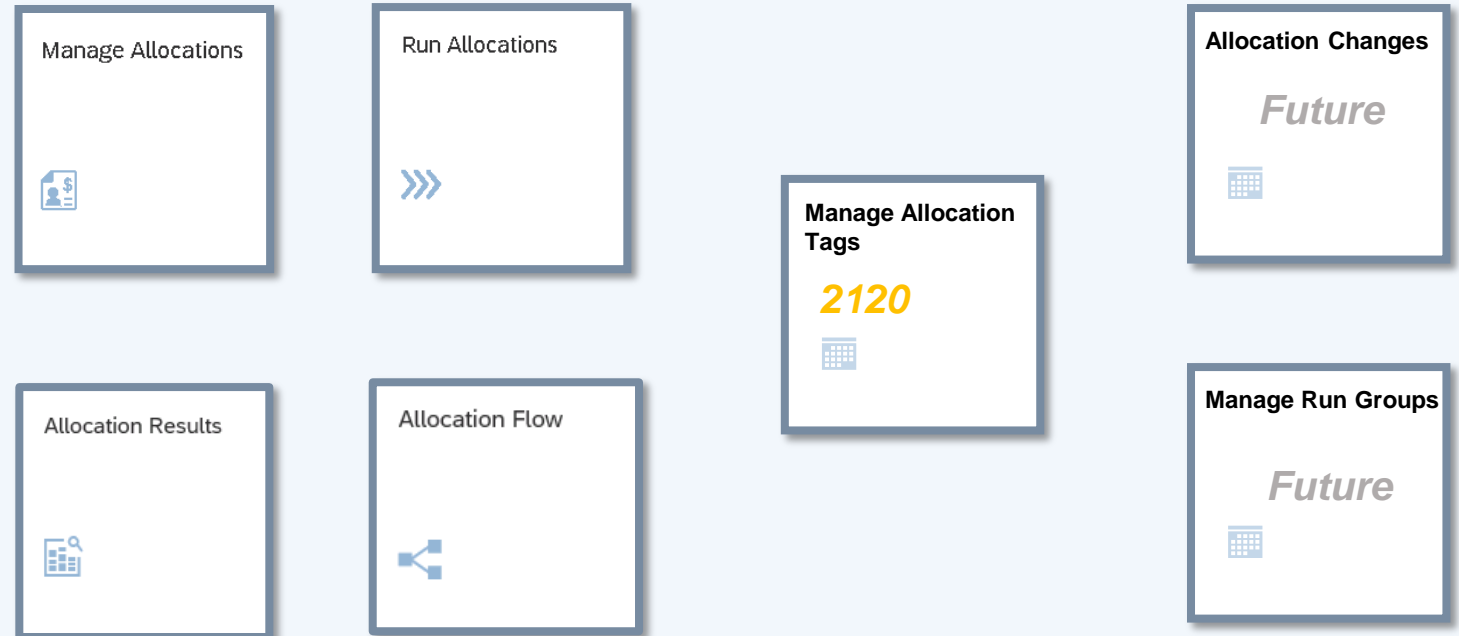


## MAIN PROCESSES

**Distribution:** Cost Centers and Profit Centers

**Overhead Allocations:** Cost Centers and Profit Centers

**Top Down Distribution:** Margin Analysis



## AGENDA

1

Self introduction

2

Basic concepts, features  
and processes

3

Main Features and  
Benefits

4

Process flow within SAP  
S/4HANA 2020



## FIORI APPLICATIONS SAP S/4HANA 2020

### Cost Allocations

Manage Allocations



Allocation Results



Run Allocations



Allocation Flow



### Reporting

Statistical Key Figures  
Actuals



Cost Centers  
Plan/Actual




Accessible



## Manage Allocations

Create, edit and display Allocation Cycles and Segments.

COST  
ALLOCATIONS



SAP Manage Allocations

Standard

Allocation Context: [Search] [v] Editing Status: All [v] Allocation Type: [v] Ledger: [v] Company Code: [v]

Allocation Status: [v] Allocation Cycle: [v] Plan Category: [v] Actual/Plan: [v]

Adapt Filters (1) Go

Allocation Cycles (0) Standard

Run Check Cycle Create Copy Delete [Up Arrow]

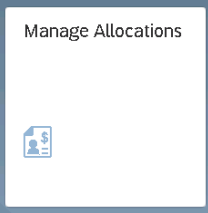
Allocation Cycle	Cycle Description	Company Code	Valid From	Allocation Context	Ledger	Created By Name	Change	Allocation Status
To start, set the relevant filters.								

Create a new cycle  
Create a new cycle with filters



## Create new Cycle

COST  
ALLOCATIONS



Cost Centers  
Profit centers  
Margin Analysis

Overhead Allocation  
Distribution  
Top Down Distribution

Standard ▾ Where-Used ↗

### Create a new cycle

Allocation Cycle:*	TEST_SIT	Top-Down Template:*	
Allocation Context:*	Cost Centers ▾	Cycle Description:*	Test Cycle SIT BCN 2021
Allocation Type:*	Overhead Allocation ▾	Controlling Area:*	
Ledger:*	0L	Company Code:*	1710
Valid From:*	01.01.2021	Actual/Plan:*	Actual ▾
Valid To:*	31.12.2021	Plan Category:*	

**Create** Cancel



## Create new Cycle

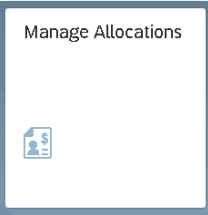
The screenshot shows the SAP 'Manage Allocations' interface. On the left is a sidebar with filters: 'Standard' (dropdown), 'Where-Used' (icon), 'Search' (input), 'Allocation Context' (dropdown), 'Editing Status' (dropdown, set to 'ALL'), 'Allocation Type' (dropdown), 'Ledger' (input), 'Company Code' (input), 'Allocation Status' (dropdown), 'Allocation Cycle' (input), and 'Plan Category' (input). The main area displays details for a cycle named 'TEST\_SIT' (Test Cycle SIT BCN 2021). At the top right of the main area are buttons: 'Draft', 'Run', 'Check Cycle', 'Print', 'Delete', 'Share', 'Refresh', and 'Close'. Below these are fields for 'Ledger: 0L (Ledger 0L)', 'Allocation Type: Overhead Allocation', 'Actual/Plan: Actual', 'Created by: BEST', 'Valid From: 01.01.2021', and 'Allocation Status: Unlocked'. A tabbed interface below shows 'General Information' (selected), 'Field Groups', 'Derivation Rules', and 'Segments'. Under 'General Information', there are fields for 'Cycle Description' (Test Cycle SIT BCN 2021), 'Executed On' (Not run yet), 'Valid To' (31.12.2021), and 'Company Code' (1710). Under 'Field Groups', there are two unchecked checkboxes: 'Actual Quantities' and 'Actual Transaction Currency'. At the bottom, there is a 'Derivation Rules' section with 'Save' and 'Cancel' buttons.





## Create new Segment

COST  
ALLOCATIONS



TEST\_SIT  
Test Cycle SIT BCN 2021

Draft Run Check Cycle

Ledger: 0L (Ledger 0L) Allocation Status: Unlocked  
Allocation Type: Overhead Allocation Created by: BEST Valid From: 01.01.2021  
Actual/Plan: Actual

General Information Field Groups Derivation Rules Segments

### Segments

Create Copy Delete Lock ALL Unlock ALL

Segment number	Segment Name	Segment Description	Allocation Status	Sender Rule	Receiver Rule
No items available					

### Create New Segment

Segment Name:\*  
TEST\_01

Segment Description:  
First Segment

OK Cancel



## Create new Segment

COST  
ALLOCATIONS

Manage Allocations

TEST\_SIT Draft Run Check Cycle

Test Cycle SIT BCN 2021

Ledger: 0L (Ledger 0L)  
Allocation Type: Overhead Allocation  
Actual/Plan: Actual  
Created by: BEST  
Valid From: 01.01.2021  
Allocation Status: **Unlocked**

Derivation Rules

Derive Functional Area

Segments

Segment number	Segment Name	Segment Description	Allocation Status	Sender Rule	Receiver Rule
<input type="checkbox"/> 1	TEST_01	First Segment	Unlocked		
<input type="checkbox"/> 4	TEST_01	First Segment	Unlocked		

TEST\_01 First Segment

Allocation Cycle: TEST\_SIT (Test Cycle SIT BCN 2021) Allocation Status: **Unlocked**  
Allocation Type: Overhead Allocation  
Overhead Alloc. Acct:

Rules Senders Receivers

Segment Description:  
First Segment

Overhead Alloc. Acct\*  
[Field]

Sender Rule:\* [Dropdown] Receiver Rule:\* [Dropdown]

Sender Share in %:\*  
100.00


1

Draft saved Save Cancel



## Create new Segment

COST  
ALLOCATIONS



### Rules

TEST\_01 First Segment Check Segment 🗑️ 📄 🔗 ⋮

Allocation type: Overhead Allocation UNLOCKED

Overhead Alloc. Acct: 94201000

Rules Senders Receivers Receiver Basis

Segment Description:

\*Overhead Alloc. Acct  
 📄

Sender Details Receiver Basis

\*Sender Rule:  ⌵ Fixed Amounts  
Fixed Rated  
Posted Amounts

\*Receiver Rule:  ⌵ Fixed amounts  
Fixed percentages  
Fixed portions


\*Share in %:

Draft saved Save Cancel



## Create new Segment

COST  
ALLOCATIONS



### *Senders*

Rules Senders Receivers Receiver Basis

Senders (2) +

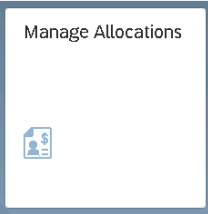
Parameter Name	Value Type	Single Entry/From	To	Group	
<b>Account Number*</b>	Interval	63009100	63010500		<span>Remove</span>
<b>Cost Center*</b>	Interval	17101201	17101205		<span>Remove</span>

- Single Value
- Interval
- Group
- Initial
- All values




## Create new Segment

COST  
ALLOCATIONS



### Receivers

Rules Senders **Receivers** Receiver Basis

Receivers (0) 

Parameter Name	Value Type	Single Entry/From	To	Group
No data				

Add Receiver(s)



Select All



WBS element

Cost Center

**Add** Close

Rules Senders **Receivers** Receiver Basis

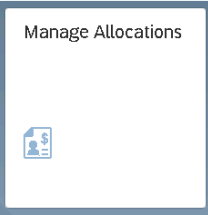
Receivers (1)  

Parameter Name	Value Type	Single Entry/From	To	Group
Cost Center	Group 	<input type="text"/>	<input type="text"/>	Operations (01  <b>Remove</b>



## Create new Segment

COST  
ALLOCATIONS



### Receiver Basis (Fixed %)

Rules Senders Receivers Receiver Basis

Total Balance: 100 %

Balance should be 100%

Receivers (3)  Hide Blanks Combinations: Cost Center

Cost Center	Percentage
17101301	25
17101302	30
17101321 (Services/Consulting (US))	45
<b>Total Balance</b>	<b>100 %</b>



## Create new Segment

Rules Senders Receivers Receiver Basis

Total Balance: 100 %

Receivers (3)  Hide Blanks Combinations: Cost Center Search

Cost Center	Percentage
17101301	25.00
17101302	30.00
17101321 (Services/Consulting (US))	45.00
<b>Total Balance</b>	<b>100 %</b>

COST ALLOCATIONS

Manage Allocations

Upload Receiver Values

Separator  
 Semicolon  Comma  Tab

Decimal separator  
 Decimal point  Decimal comma

[Download an empty template](#)  
[Download a template with combinations](#)  
[Download a template with combinations \(incl. descriptions\)](#)

Upload Add

No files found.

Drop files to upload, or use the "Upload" button.

Confirm Cancel


Upload receiver rules with a template



## Summary of Cycle

COST  
ALLOCATIONS

Manage Allocations



Standard \* ▾

Allocation Context:  Allocation Cycle:  Editing Status: ALL Allocation Type:  Ledger:  Company Code:

Allocation Status:  Allocation Cycle:  Plan Category:  Actual/Plan:

Adapt Filters (2)

Allocation Cycles (1) Standard ▾

Run Check Cycle Create ▾ Copy Delete ↑ ⚙️ 📄 ▾

Allocation Cycle	Cycle Description	Company Code	Valid From	Allocation Context	Ledger	Created By Name	Changed By Name	Executed On	Allocation Status
<input type="checkbox"/> TEST_SIT	Test Cycle SIT BCN 2021	1710 (Company Code 1710)	01.01.2021	Cost Centers	0L (Ledger 0L)	BEST	BEST		Unlocked >

Saved Cycle





## Run Allocations

Calculate and post the allocations for a period

COST  
ALLOCATIONS

Run Allocations



SAP Run Allocations

Create a new run

Display Completed Runs Manage Allocations

Allocation Cycles

Run Test Run **Add** Delete ↑ ↓

<input type="checkbox"/>	Cycle/Group	Cycle Description	Valid From	Allocation Context	Ledger	Allocation Type	Actual/Plan	Executed On	Allocation Status
--------------------------	-------------	-------------------	------------	--------------------	--------	-----------------	-------------	-------------	-------------------



## Run Allocations

**COST ALLOCATIONS**

Run Allocations  
»»»

ADD STANDALONE    ADD GROUP

SIT

Hide Filter Bar

Allocation Context:  Ledger:  Allocation Type:  Actual/Plan:  Company Code:

Allocation Status:  Allocation Cycle:  Plan Category:

Items (1)

<input checked="" type="checkbox"/>	Allocation Cycle	Cycle Description	Company Code	Valid From	Allocation Status	Allocation Context	Plan Category
<input checked="" type="checkbox"/>	TEST_SIT (Test C...	Test Cycle SIT BCN 2021	1710 (Company Code 1710)	01.01.2021	Unlocked (A)	Cost Centers	

Select the cycles to run

Create a new run    Display Completed Runs    Manage Allocations

### Allocation Cycles

Run   Delete ↑ ↓

<input checked="" type="checkbox"/>	Cycle/Group	Cycle Description	Valid From	Allocation Context	Ledger	Allocation Type	Actual/Plan	Executed On	Allocation Status
<input checked="" type="checkbox"/>	TEST_SIT	Test Cycle SIT B...	01.01.2021	Cost Centers	0L	Overhead Allocat...	Actual		Unlocked



## Test Run

COST  
ALLOCATIONS

Run Allocations  
»»»

### Parameters of execution

Run Allocation(s) - Test Run

Run Name:\*  Journal Entry Type:\*

Fiscal Period From:\*  Fiscal Period To:

Selected Allocation Cycles (1)

Allocation Cycle	Cycle Description	Allocation Context	Ledger
TEST_SIT	Test Cycle SIT BCN 2021	Cost Centers	0L

OK Cancel

Run scheduled

Error in validation

From: Fiscal Period ...

< Error

! Cycle OA1710 with starting date 20190101 has not been defined in interval 20200901 - 20200930

Close

Test Run Triggered  
Successfully



## Results (Test Run)

COST  
ALLOCATIONS

Run Allocations



SAP Run Allocations

Create a new run Display Completed Runs Manage Allocations

Allocation Cycles Run Test Run Add Delete ↑ ↓

<input type="checkbox"/>	Cycle/Group	Cycle Description	Valid From	Allocation Context	Ledger	Allocation Type	Actual/Plan	Executed On	Allocation Status
Standard * <span>▼</span>									
View Type:*	Fiscal Year:	Run Date:	Ledger:	User Name:	Allocation Context:	Allocation Type:	Actual/Plan:	Test Run:	Adapt Filters <span>Go</span>
<span>Run</span> <span>▼</span>	<input type="text"/>	<input type="text"/>	<input type="text"/>	<input type="text"/>	<span>▼</span>	<span>▼</span>	<span>▼</span>	<span>▼</span>	

Completed Runs (1) Standard ▼ Re-Run Reverse Run ⚙️ 📄 ▼

<input type="radio"/>	Run Name	Allocation Context	Allocation Type	Run Date	Start Time	User Name	Test Run	Status	Reversal Status
<input type="radio"/>	TEST SIT	Cost Centers	Overhead Allocation	29.10.2021	16:18:45	BEST	Yes	Completed	<span>▶</span>

Test Run or Real



## Results (Test Run)

COST  
ALLOCATIONS

Run Allocations



**TEST SIT**

Fiscal Period: 10.2021    Allocation Context: Cost Centers    Status: **Completed**  
Run Date: 29.10.2021    Allocation Type: Overhead Allocation  
Errors/Warnings: 0    Actual/Plan: Actual  
Test Run: Yes    Ledger: 0L (Ledger 0L)

Allocation Results (1)    Senders (2)    Receivers (3)    Journal Entries (12)    Messages (0)

Execution without error

Allocation Cycle	Segment Name	Valid From	Cycle Description	Segment Description	Number of Senders	Number of Receivers
TEST_SIT	TEST_01	01.01.2021	Test Cycle SIT BCN 2021	First Segment	2	3



## Results (Test Run)

COST  
ALLOCATIONS

Run Allocations



### Senders

TEST SIT

Fiscal Period: 10.2021 Allocation Context: Cost Centers Status:  
 Run Date: 29.10.2021 Allocation Type: Overhead Allocation **Completed**  
 Errors/Warnings: 0 Actual/Plan: Actual  
 Test Run: Yes Ledger: 0L (Ledger 0L)

Allocation Results (1) Senders (2) Receivers (3) Journal Entries (12) Messages (0)

Standard \* ▼ Display Receiver

Allocation Cycle	Segment Name	Post...	Account Number	Cost Center	Segment	Amount in Company Code Currency
TEST_SIT	TEST_01	10	94201000	17101201	1000_C	-8,000.00 USD
TEST_SIT	TEST_01	10	94201000	17101202	1000_C	-168,000.00 USD
						-176,000.00 USD

### Receivers

TEST SIT

Fiscal Period: 10.2021 Allocation Context: Cost Centers Status:  
 Run Date: 29.10.2021 Allocation Type: Overhead Allocation **Completed**  
 Errors/Warnings: 0 Actual/Plan: Actual  
 Test Run: Yes Ledger: 0L (Ledger 0L)

Allocation Results (1) Senders (2) Receivers (3) Journal Entries (12) Messages (0)

Standard \* ▼ Display Senders

Allocation Cycle	Segment Name	Post...	Account Number	Cost Center	Amount in Company Code Currency
TEST_SIT	TEST_01	10	94201000	17101301	44,000.00 USD
TEST_SIT	TEST_01	10	94201000	17101302	52,800.00 USD
TEST_SIT	TEST_01	10	94201000	17101321	79,200.00 USD
					176,000.00 USD



## Results (Test Run)




COST  
ALLOCATIONS

Run Allocations



### Journal Entries

Allocation Results (1) Senders (2) Receivers (3) **Journal Entries (12)** Messages (0)

Standard \*   

Allocation Cycle	Segment Name	Post...	Account Number	Cost Center	Amount in Company Code Currency
TEST_SIT	TEST_01	10	94201000	17101301 (Manufacturi...	2,000.00 USD
TEST_SIT	TEST_01	10	94201000	17101201 (Purch & St...	-2,000.00 USD
TEST_SIT	TEST_01	10	94201000	17101302 (Manufacturi...	2,400.00 USD
TEST_SIT	TEST_01	10	94201000	17101201 (Purch & St...	-2,400.00 USD
TEST_SIT	TEST_01	10	94201000	17101321 (Services/C...	3,600.00 USD
TEST_SIT	TEST_01	10	94201000	17101201 (Purch & St...	-3,600.00 USD
TEST_SIT	TEST_01	10	94201000	17101301 (Manufacturi...	42,000.00 USD
TEST_SIT	TEST_01	10	94201000	17101202 (Purch & St...	-42,000.00 USD
TEST_SIT	TEST_01	10	94201000	17101302 (Manufacturi...	50,400.00 USD
TEST_SIT	TEST_01	10	94201000	17101202 (Purch & St...	-50,400.00 USD



## Results (Test Run)

COST  
ALLOCATIONS

Run Allocations



### TEST

Fiscal Year: 2020      Allocation Context: Cost Centers      Status:  
Fiscal Period: 009 - 009      Allocation Type: Overhead Allocation      **Error**  
Run Date: 24.09.2020      Actual/Plan: Actual  
Errors/Warnings: 16      Ledger: 0L

Allocation Results (2)   Senders (10)   Receivers (10)   **Messages (19)**

Message Type	Message Text	Long Text
Information	*** general messages for cycle 0LTEST_S12 01.01.2020 *****	
Information	-----	
Information	*** General messages for segment SEGMENT_2 *****	
<b>Error</b>	A sender is credited by more than 100 %	
<b>Error</b>	A sender is credited by more than 100 %	
<b>Error</b>	A sender is credited by more than 100 %	

Execution with  
error





## Results (Live Run)

**COST  
ALLOCATIONS**

Run Allocations



### Allocation Cycles

**Run** Test Run Add Delete ↑ ↓

<input checked="" type="checkbox"/>	Cycle/Group	Cycle Description	Valid From	Allocation Context	Ledger	Allocation Type	Actual/Plan	Executed On	Allocation Status
<input checked="" type="checkbox"/>	TEST_SIT	Test Cycle SIT B...	01.01.2021	Cost Centers	0L	Overhead Allocat...	Actual		Unlocked

Run Triggered  
Successfully

### Completed Runs (2) Standard ▾

Re-Run Reverse Run ⚙️ 📄 ▾

<input type="radio"/>	Run Name	Allocation Context	Allocation Type	Run Date	Start Time	User Name	Test Run	Status	Reversal Status
<input checked="" type="radio"/>	REAL EXEC	Cost Centers	Overhead Allocation	29.10.2021	16:32:42	BEST	No	Completed	>
<input type="radio"/>	TEST SIT	Cost Centers	Overhead Allocation	29.10.2021	16:18:45	BEST	Yes	Completed	>



## Results (Live Run)

COST  
ALLOCATIONS

Run Allocations



### REAL EXEC

Fiscal Period: 10.2021    Allocation Context: Cost Centers    Status:  
Run Date: 29.10.2021    Allocation Type: Overhead Allocation    **Completed**  
Errors/Warnings: 0    Actual/Plan: Actual  
Test Run: No    Ledger: 0L (Ledger 0L)


Allocation Results (1)    Senders (2)    Receivers (3)    Journal Entries (16)    **Messages (2)**

Message Type	Message Text	Long Text
Information	*** general messages for cycle 0LTEST_SIT 01.01.2021 *****	
Information	Entry view document with document number 2300000000 was generated	



## Allocation Results

COST  
ALLOCATIONS



SAP Allocation Result

Standard \* ▾

View Type:\* Run ▾ Fiscal Year: [ ] Run Date: [ ] Ledger: [ ] User Name: [ ] Allocation Context: ▾

Allocation Type: [ ] Actual/Plan: [ ] Test Run: [ ]

Adapt Filters Go

Option to Re-Run

Option to Reverse

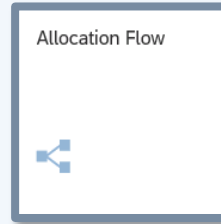
Completed Runs (2) Standard ▾

Run Name	Allocation Context	Allocation Type	Run Date	Start Time	User Name	Test Run	Status	Reversal Status
<input checked="" type="radio"/> REAL EXEC	Cost Centers	Overhead Allocation	29.10.2021	16:32:42	BEST	No	Completed	>
<input type="radio"/> TEST SIT	Cost Centers	Overhead Allocation	29.10.2021	16:18:45	BEST	Yes	Completed	>



## Allocation Flow

COST  
ALLOCATIONS



Standard \*

View Type:*	Company Code:*	Cost Center:*	Fiscal Period:*	Fiscal Year:*	Actual/Plan:*
Cost Center	1710	17100100	10	2021	Actual
Plan Category:	Ledger:	Account Number:	Allocation Type:	Allocation Cycle:	

Adapt Filters (6)

Allocation Flow

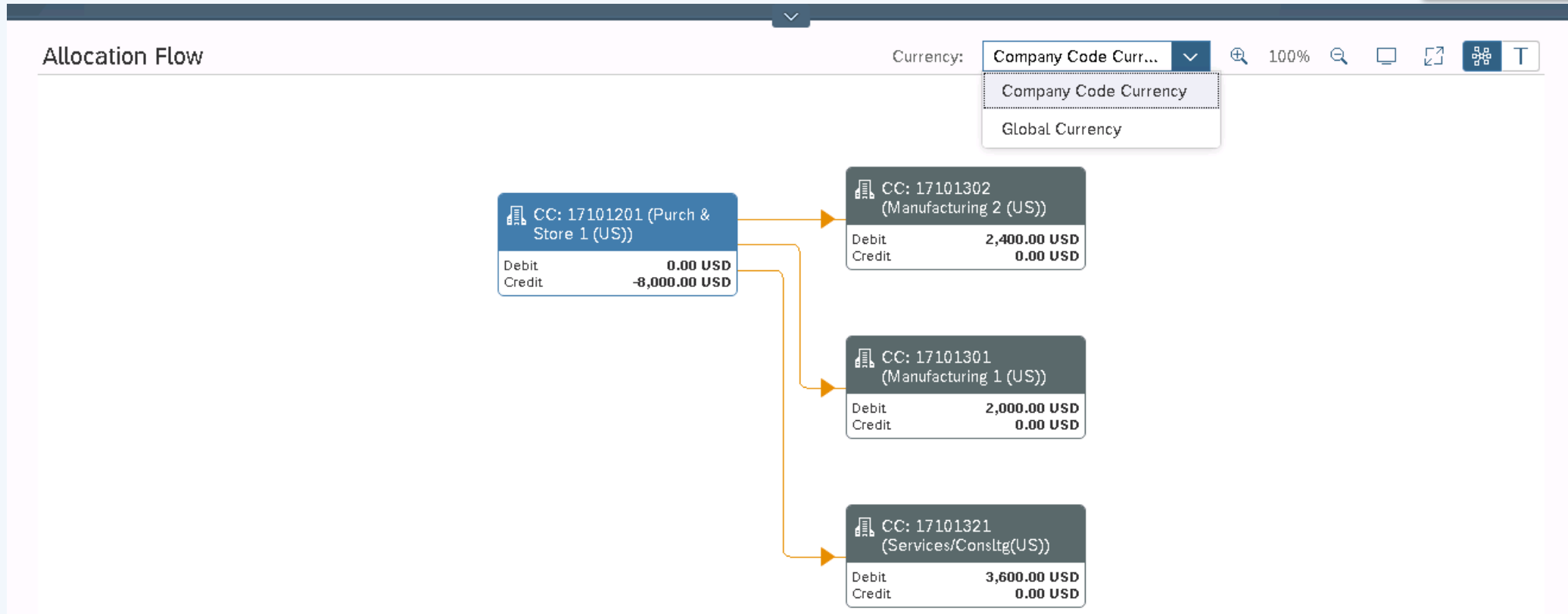

Company Code Curr... 100%

Selection Screen

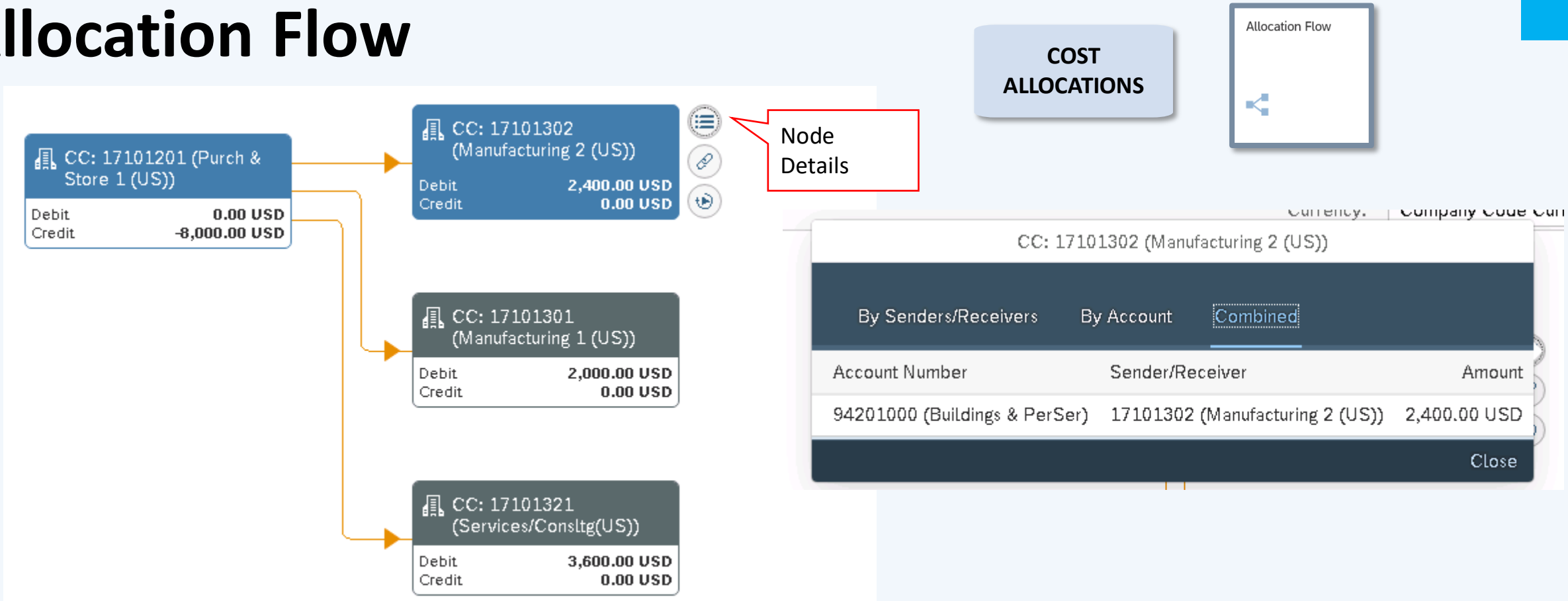


## Allocation Flow

COST  
ALLOCATIONS

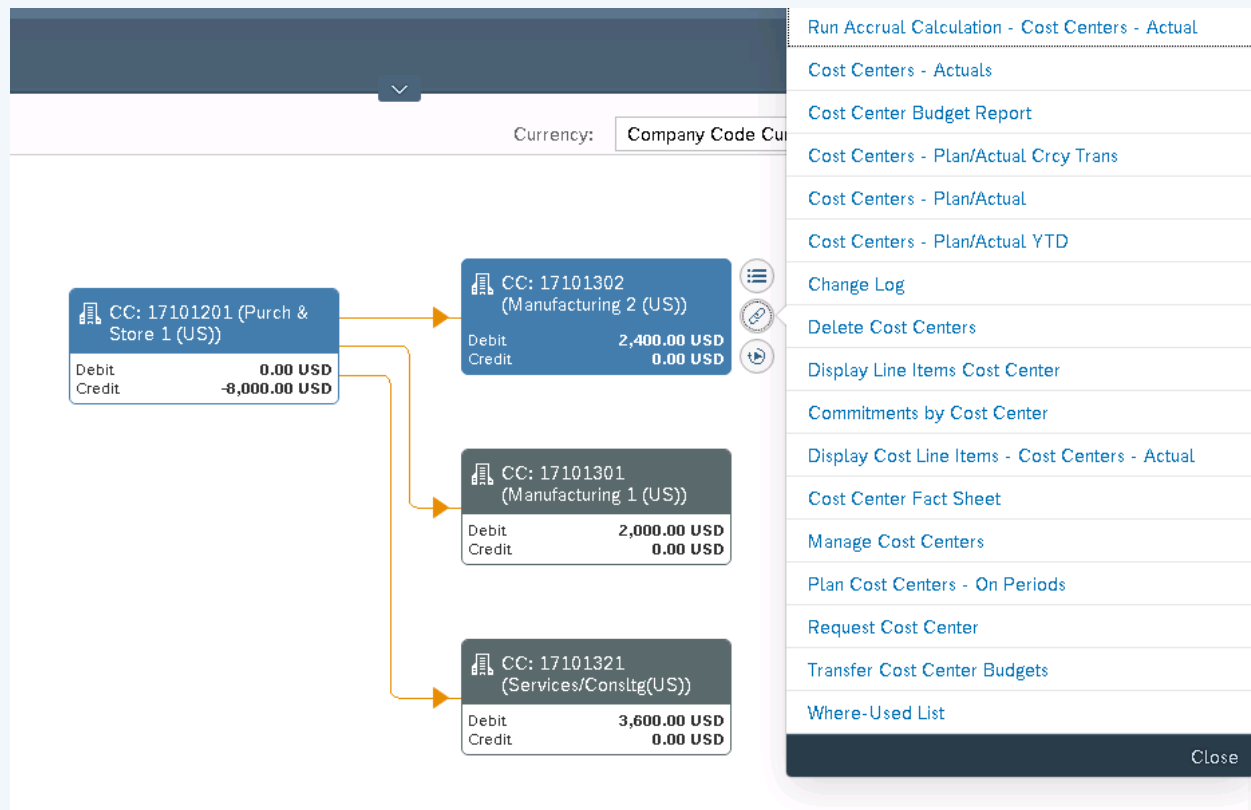
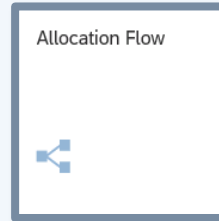


## Allocation Flow



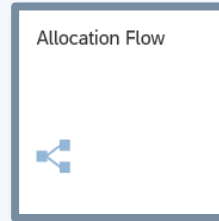
## Allocation Flow

COST  
ALLOCATIONS



## Allocation Flow

**COST  
ALLOCATIONS**



Ledger:\* 0L (Ledger 0L) Company Code: G/L Account: Posting Date: Controlling Area: Cost Center: =17101302

Order ID: WBS Element: Project: Journal Entry: Bus. Transac. Type: Sales document:

Service Document: Reference document:

Adapt Filters (3) Go

Line Items (2) Standard \* v

Line Item Details

	Company Code	G/L Account	G/L Account Name	Bus. Tr...	Journal Entry	Journal Entry T...	Refer...	Posting Date	Fiscal Year Pe...	Amount in Glob. Cro...
v Cost Center: 17101302										
	1710 (Company Co...	94201000 (Building...	Buildings & PerSer	ACAA	2300000000	CO	1	31.10.2021	010.2021	2,400.00 USD
	1710 (Company Co...	94201000 (Building...	Buildings & PerSer	ACAA	2300000000	CO	1	31.10.2021	010.2021	50,400.00 USD
										52,800.00 USD
										52,800.00 USD

Drill-down to  
Line Items





## Statistical Key Figures

REPORTING

Statistical Key Figures  
Actuals



Search

\*Fiscal Year: 2020

Cost Center:

Statistical Key Figure:

Fiscal Period: 1...12

Functional Area:

Budget Period:

Category:

OK Cancel

Selection  
Screen

SAP Statistical Key Figure Items

Standard \* v

Show Filter Bar Filters Go


To show filters here, add them to the filter bar in Filters


DIMENSIONS		COLUMNS		ROWS	
Statistical Key Figure	Statistical Key Figure	Cost Center	Cost Center	Quantity	Total
1001	Number of employees	17101101	Financials (US)	10 PC	10 PC
		17101201	Purch & Store 1 (US)	15 PC	15 PC
		17101202	Purch & Store 2 (US)	5 PC	5 PC
		17101301	Manufacturing 1 (US)	10 PC	10 PC
		17101302	Manufacturing 2 (US)	20 PC	20 PC
1002	Area in square meter	17101101	Financials (US)	100 M2	100 M2
		17101201	Purch & Store 1 (US)	200 M2	200 M2
		17101202	Purch & Store 2 (US)	80 M2	80 M2
		17101301	Manufacturing 1 (US)	75 M2	75 M2
		17101302	Manufacturing 2 (US)	60 M2	60 M2
1003	Number of computers	17101101	Financials (US)	5 PC	5 PC
		17101201	Purch & Store 1 (US)	9 PC	9 PC
		17101202	Purch & Store 2 (US)	5 PC	5 PC
		17101301	Manufacturing 1 (US)	10 PC	10 PC
		17101302	Manufacturing 2 (US)	11 PC	11 PC
Grand Total				*	*



## Cost Center


REPORTING

Cost Centers  
Plan/Actual  
  
Accessible

 Cost Centers - Plan/Actual

Navigation Panel


Navigation Panel


Dimensions 

Rows

Columns

Available Fields

Standard \* 

Hide Filter Bar Adapt Filters (5) 

* Fiscal Year:	* Category:	Posting Period:	Company Code:
<input type="text" value="2020"/>	<input type="text" value="ACT01"/>	<input type="text" value="008"/>	<input type="text" value="1710"/>
Functional Area:	Segment:	Profit Center:	Cost Center Hierarchy:
<input type="text"/>	<input type="text"/>	<input type="text"/>	<input type="text" value="A0000001"/>
Cost Center / Cost Center Group:	Cost Center:	GL Account Hierarchy:	GL Account / GL Account Group:
<input type="text"/>	<input type="text"/>	<input type="text"/>	<input type="text"/>


Selection  
Screen



## Cost Center

REPORTING

Cost Centers  
Plan/Actual



Accessible

Navigation Panel

Standard \* ⌵ Hide Filter Bar Adapt Filters (5) Go

\* Fiscal Year: 2020 ⊗ \* Category: ACT01 ⊗ Posting Period: 009 ⊗ Company Code: 1710 ⊗

Functional Area: Segment: Profit Center: Cost Center Hierarchy:

Cost Center / Cost Center Group: Cost Center: 17101101 ⊗ 13 more GL Account Hierarchy: GL Account / GL Account Group:

▼ Data Analysis Graphical Display Query Information

<Standard Query View> ⌵ Filter Sort Hierarchy Drilldown Display Measures Totals Jump to ⌵ ⌵ ⌵ ⌵


Indicator: Cost Ce...	Cost Center	G/L Account	Actual Amount	Plan Amount	Difference	%-Di
		Payroll Expenses	\$ 232,500.00		\$ 232,500.00	
	17101201	Purch & Store 1 (US) Ser.Exp.Office-ROU	\$ 185,000.00		\$ 185,000.00	
		Result	\$ 441,520.00		\$ 441,520.00	
		General Expenses	\$ 1,520.00		\$ 1,520.00	
		Other Expenses	\$ 1,370.00		\$ 1,370.00	
	17101202	Purch & Store 2 (US) Payroll Expenses	\$ 77,000.00		\$ 77,000.00	



## Cost Center









REPORTING

Cost Centers  
Plan/Actual



Accessible

Data Analysis

<Standard Query View>   Filter  Sort  Hierarchy  Drilldown  Display  Measures  Totals

Indicator: Cost Ce...	Cost Center	G/L Account	Actual Amount	Plan Amount	Difference	%-Difference	
No	17101101	Financials (US)	General Expenses	\$ 1,200.00		\$ 1,200.00	
		Other Expenses	\$ 6,500.00		\$ 6,500.00		
		Ser.Exp.Office-ROU	\$ 8,000.00		\$ 8,000.00		
		Result	\$ 15,700.00		\$ 15,700.00	DIV0	
	17101201	Purch & Store 1 (US)	General Expenses	\$ 8,560.00		\$ 8,560.00	DIV0
			Other Expenses	\$ 15,460.00		\$ 15,460.00	DIV0
			Payroll Expenses	\$ 232,500.00		\$ 232,500.00	DIV0
			Ser.Exp.Office-ROU	\$ 185,000.00		\$ 185,000.00	DIV0
		Result	\$ 441,520.00		\$ 441,520.00	DIV0	
	17101202	Purch & Store 2 (US)	General Expenses	\$ 1,520.00		\$ 1,520.00	DIV0
			Other Expenses	\$ 1,370.00		\$ 1,370.00	DIV0
			Payroll Expenses	\$ 77,000.00		\$ 77,000.00	DIV0
Ser.Exp.Office-ROU			\$ 700.00		\$ 700.00	DIV0	
Result		\$ 80,590.00		\$ 80,590.00	DIV0		

Results before Cost Allocation Run



## Cost Center

REPORTING

Cost Centers  
Plan/Actual  
Accessible

Results after Cost Allocation Run

Graphical Display Query Information

Filter Sort Hierarchy Drilldown Display Measures Totals

Cost Center	G/L Account	Actual Amount	Plan Am
17101101	Financials (US)		
	Allocation Test.	\$ -15,700.00	
	General Expenses	\$ 1,200.00	
	Other Expenses	\$ 6,500.00	
	Ser.Exp.Office-ROU	\$ 8,000.00	
	Result	\$ 0.00	
17101201	Purch & Store 1 (US)		
	Allocation Test.	\$ -209,020.00	
	General Expenses	\$ 8,560.00	
	Other Expenses	\$ 15,460.00	
	Payroll Expenses	\$ 232,500.00	
	Ser.Exp.Office-ROU	\$ 185,000.00	
	Result	\$ 232,500.00	
17101202	Purch & Store 2 (US)		
	Allocation Test.	\$ -3,590.00	
	General Expenses	\$ 1,520.00	
	Other Expenses	\$ 1,370.00	


17101302	Manufacturing 2 (US)	Allocation Test.	\$ -12,038.00
		General Expenses	\$ 1,570.00
		Other Expenses	\$ 668.00
		Payroll Expenses	\$ 189,900.00
		Ser.Exp.Office-ROU	\$ 9,800.00
		Result	\$ 189,900.00
17101401	QM (US)	Allocation Test.	\$ 68,342.00
17101501	R&D (US)	Allocation Test.	\$ 27,336.80
17101601	Marketing (US)	Allocation Test.	\$ 95,678.80
17101602	Sales (US)	Allocation Test.	\$ 49,206.24
17101701	Plant & Maint (US)	Allocation Test.	\$ 32,804.16
			\$ 798,468.00



## Cost Center

REPORTING

Cost Centers  
Plan/Actual



Accessible

ort	Hierarchy	Drilldown	Display	Measures	Totals	Jump to	Filter	Download	Settings
	G/L Account	Actual Amount	Plan Amount	Difference	%-Difference				
Financials (US)	General Expenses	\$ 1,200.00		\$ 1,200.00		<ul style="list-style-type: none"> <li>Currency Exchange Rates</li> <li>Define Settings for Legacy Data Transfer</li> <li>Delete Cost Centers</li> <li>Delete Financial Plan Data - with Timestamp</li> <li>Display Activity Allocation</li> <li><b>Display Cost Line Items - Cost Centers - Actual</b></li> <li>Display G/L Account Balances</li> <li>Display Key Figures - Profit Center Groups</li> <li>Display Line Item Entry</li> <li>Display Line Items in Controlling</li> <li>Display Line Items in General Ledger</li> <li>Display Manual Cost Allocations</li> <li>Edit Company Code Assignment - Profit Centers</li> <li>Edit Planning Indicator</li> <li>Edit Prices for Activity Types - Cost Centers</li> </ul>			
	Other Expenses	\$ 6,500.00		\$ 6,500.00					
	Ser.Exp.Office-ROU	\$ 8,000.00		\$ 8,000.00					
	Result	\$ 15,700.00		\$ 15,700.00					
Branch & Store 1 (US)	General Expenses	\$ 8,560.00		\$ 8,560.00					
	Other Expenses	\$ 15,460.00		\$ 15,460.00					
	Payroll Expenses	\$ 232,500.00		\$ 232,500.00					
	Ser.Exp.Office-ROU	\$ 185,000.00		\$ 185,000.00					
	Result	\$ 441,520.00		\$ 441,520.00					
Branch & Store 2 (US)	General Expenses	\$ 1,520.00		\$ 1,520.00					
	Other Expenses	\$ 1,370.00		\$ 1,370.00					
	Payroll Expenses	\$ 77,000.00		\$ 77,000.00					
	Ser.Exp.Office-ROU	\$ 700.00		\$ 700.00					
	Result	\$ 80,590.00		\$ 80,590.00					

Navigate to line items report





**Daniel Mateo**  
SAP S/4HANA Project Manager

**THANKS!**



[www.linkedin.com/in/dmateop](https://www.linkedin.com/in/dmateop)

